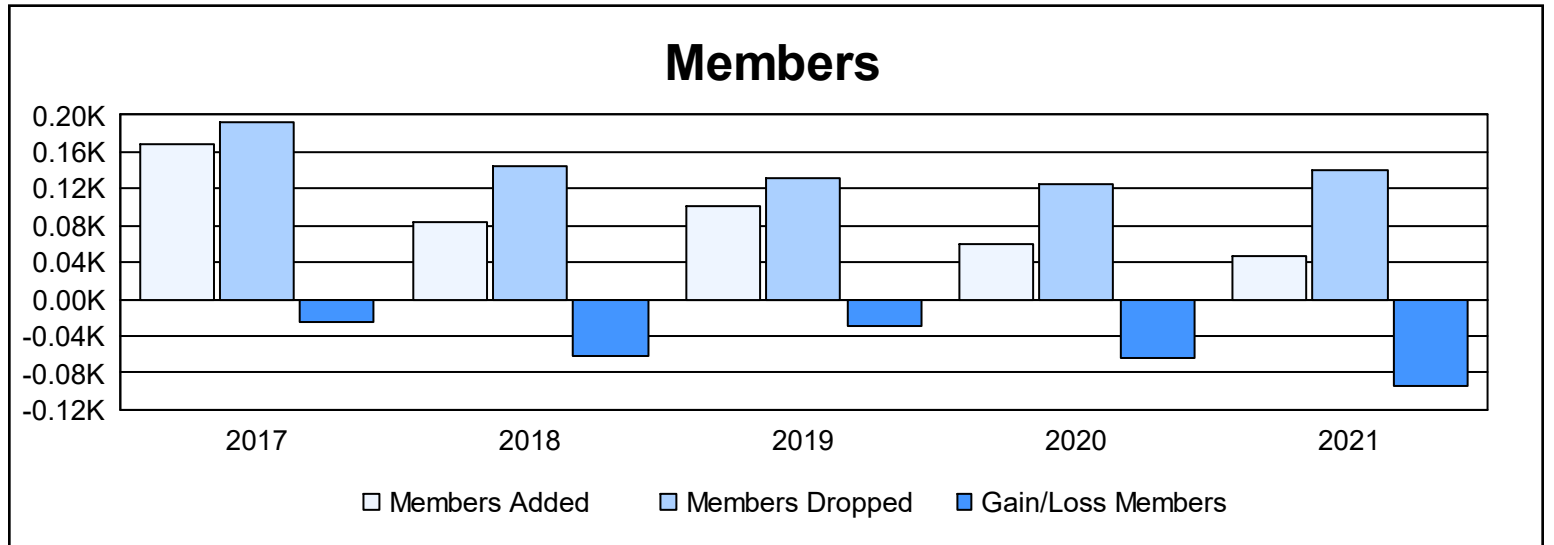
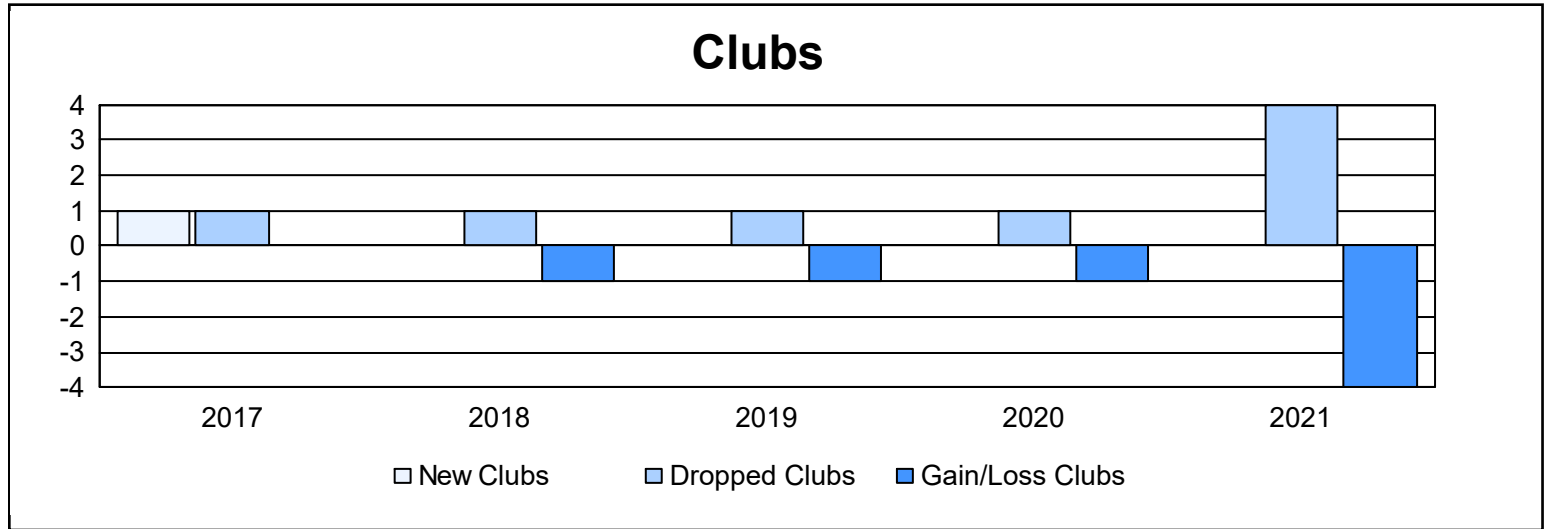
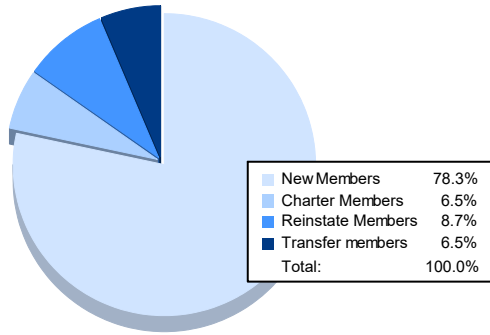


| Year | New Clubs | Dropped Clubs | Gain/ Loss Clubs | New Members | Charter Members | Reinstate Members | Transfer Members | Total Member Added | Total Members Dropped | Gain/ Loss Members |
|----------------|-----------|---------------|------------------|-------------|-----------------|-------------------|------------------|--------------------|-----------------------|--------------------|
| 2016-2017 | 1 | 1 | 0 | 136 | 27 | 3 | 2 | 168 | 192 | -24 |
| 2017-2018 | 0 | 1 | -1 | 80 | 0 | 0 | 3 | 83 | 145 | -62 |
| 2018-2019 | 0 | 1 | -1 | 96 | 0 | 2 | 3 | 101 | 131 | -30 |
| 2019-2020 | 0 | 1 | -1 | 53 | 0 | 5 | 1 | 59 | 124 | -65 |
| 2020-2021 | 0 | 4 | -4 | 36 | 3 | 4 | 3 | 46 | 141 | -95 |
| Average | 0 | 2 | -1 | 80 | 6 | 3 | 2 | 91 | 147 | -55 |



Membership Composition June 2021 Cumulative



Gender Composition June 2021 Cumulative

